



**Issue: #33**  
**April 2021**  
**Wineglass Bay. TAS**



Happy Easter from Coles Bay Iluka Big4

The stopping off point for the famous Wineglass Bay and the Hazards (must see places). A caravan park I hear you say! So unlike Chad & Eva. Well there is a reason – we're here for a Top Deck Travel reunion (for those who have read my book will understand what and who I am referring to)

After 40 years I don't recognise a sole but then again, I wouldn't recognise my own brother after that length of time! The comradery is still there, hard not to as we all shared the same amazing experiences back in the 70s & 80s seeing the world in those converted Double Decker buses. Halcyon days...

The Iluka Big4 park is managed by ex -Top Deck crew and it was their idea for the get together. Not just reminiscing but taking in the amazing sights surrounding Coles Bay as well as the exciting activities and the yummiest ice

cream which this region is famous for. Check it out:  
<https://tasmania.com/points-of-interest/coles-bay/>

## Goodbye Tassie

As our time in Tassie nears an end and we prepare to head back to the mainland to follow the sun for winter I thought I'd share a few lesser known tips for visiting this amazing island. Check out my Tassie Tips later in this newsletter. It will be sad to leave but also exciting as we head off on new adventures.

Where to next? That will be decided when we get off the ferry in Melbourne and according to where is open and virus free – QLD, NT, or WA it doesn't matter to us we go with the flow.

Cheers

*Chad*

*(My use of the word 'RV' refers to Caravans, Motorhomes, Camper Trailers, and anything else on wheels you can live & travel in)*

## For First Time Readers?

Eva & I have seen a great deal of our continent whilst living in our van over the past 11 years. We have met some amazing people and learnt a lot about renovating, repairing & maintaining RV's of all makes and sizes.

*Aussie Life On Wheels* is my way of sharing some of this knowledge to help other RV'ers avoid the pitfalls and enjoy the good bits.

Our home is an 18'6" Concept Ascot which looks in better nick for her age than I do! She is **not an off-road van**, but we will happily take her off the bitumen to find those special places, (a lesson there for would be van buyers – you don't need an off-road van to see 90% of the country).



Mole Creek Caravan Park

We are not retired. Eva's skill as a Massage Therapist brings in an income whilst I run a travel agency from our van (Pre-Covid19 that was!) as well dabble in writing and internet work.

I invite you to subscribe (to ensure you get every issue), send in stories, tips and ask questions so we can all share the knowledge. Contributing makes you feel good...

Oh, and don't forget to send in your jokes I need a laugh to and a source for future issues.

Warm regards. Chad

***PS: If you like it tell others - If it needs improvement tell me.***

Encourage others to sign up for their own copy via this link:

<http://www.AussieLifeOnWheels.com/free-issue.html>

\*\*\*\*\*

## Contents

- The Test you must take before your next trip
- How to load a caravan – think weight and where to put it
- Buyer Beware – Scammers at work in the RV industry
- Tassie Tips – Lesser known information and places to visit
- Rig of the month – A readers impressive motorhome
- Favourite Funny – the Queen and her daughter in law
- Signs that caught my eye – Speeding?
- Water Tanks – keeping them clean & tasting good
- The Last Laugh – More funnies to share with friends

\*\*\*\*\*

# Let's start with a test

## Have fun with this!

This simulates you in the driver's seat of a car.

You're driving down a road, when you see a big red hand flash in front of you.

Apply the brakes as fast as you can.

Then, the Reaction Time Test tells you how old you are when it comes to driving.

The test is based on reaction times of 2,000 people ages 18 and over.

The Reaction Time Test plotted their reaction times by age; it matches your reaction time to those averages. Some of their results may surprise you.

The Reaction Time Test found that left-handed people and men have slightly better reaction times than the average person.

[Click here](#) I bet you try it more than once...

\*\*\*\*\*



\*\*\*\*\*

## Loading your caravan

### The straw that broke the RVs back

Everything weighs something. All those little things can add up quickly and before you know it, just like me as I place another piece of chocolate into my mouth, you and your caravan are overweight. How did that happen, you ask?

### Then comes the start of the divorce procedures

Discovering who is willing to leave things behind and who won't? Who will be adamant that their belongings are paramount for the trip and weigh less than yours?

What usually happens is the male must have ‘every’ tool and spare part in his shed (the ‘just in case’ packing system) which can add up to a hefty amount being mainly made of metal.

The female on the other hand needs her full wardrobe of clothes to cater for every occasion from an outdoor hike to glamour nights out. With matching shoes & accessories naturally! Do I dare mention make up, toiletries and all the latest gadgets for the kitchen? (the ‘necessity’ packing system).

As with everything, big and small in RV’ing it all comes down to compromise. Usually the male makes the compromise the female gets more cupboard space. I hope Eva is not reading this...

### First thing you must do



Is determined how much you can legally pack. Your payload (GCV, ATM, Tare & Ball Weight). Then you need to **weigh everything** you load into your caravan. This includes water, gas, crockery, mattresses, TV, clothes, food, and drink – everything that is additional to the tare mass of your caravan, plus everything you have packed.

When I say additional to Tare, I refer to added extras fixed on the caravan which you probably didn't realise were not part of the Caravan's tare weight when they came with the van e.g. Gas bottles (25kg each), Mattress, Air Conditioner, storage boxes, generator box, batteries, fuel containers, bike racks, annexe, solar panels etc.

## It is unsafe and illegal to overload your caravan

So, it is important to know exactly how much you can pack onboard to ensure you do not exceed the carrying capacity.

Extra weight you accumulate while travelling should also be budgeted for. E.g. grey water, cassette toilet waste and the numerous items you may collect in your travels. This includes food, souvenirs, RV equipment, carton of beer/wine.

## Leave enough storage space and weight allowance

Before departure to ensure your RV does not become overweight during your trip - easily done.




A trip to your nearest **Public Weighbridge** is the final check. Have your van & car weighed fully loaded (including passengers in the car and full tank of fuel as they are part of the ATM weight allowance).

Get a certificate as proof you are within the permitted limits to show any official who may stop you to check your set up.

## How to avoid overloading your RV

This table from NSW transport road safety department highlights weights of various items that may be part of a caravan's payload along

with the caravan's tare and maximum carrying capacity to demonstrate how to measure the safe carrying capacity.

<b>What can you pack ?</b>	
<p style="text-align: center;">Maximum carrying capacity: <b>2500kg</b></p> <p style="text-align: center;">Caravan TARE: <b>2100kg</b></p> <div style="text-align: center;">  </div> <p style="text-align: center;">Total tow capacity: <b>2500kg</b></p> <p style="text-align: center;">Caravan tare: <b>2100kg</b></p> <p style="text-align: center;"><b>Maximum pack weight: 400kg</b></p> <p>What you pack, or your payload, must not exceed the lowest tow capacity of your towbar, towing vehicle, tyre capacity or caravan ATM</p>	<p style="text-align: right;">Awning = 30kg</p> <p style="text-align: right;">Air conditioner = 35kg</p> <p style="text-align: right;">Caravan TV = 7kg</p> <p style="text-align: right;">Spare tyre = 25kg</p> <p style="text-align: right;">2 x mattresses = 45kg</p> <p style="text-align: right;">Gas bottle = 25kg</p> <p style="text-align: right;">100L water = 100kg</p> <p style="text-align: right;"><b>= 267kg</b></p> <p style="text-align: center;"><b>Extras additional to Tare</b></p> <p style="text-align: right;">Luggage = 30kg</p> <p style="text-align: right;">Cutlery = 3kg</p> <p style="text-align: right;">Crockery = 10kg</p> <p style="text-align: right;">Pots and pans = 11kg</p> <p style="text-align: right;">Barbeque = 25kg</p> <p style="text-align: right;">Groceries = 35kg</p> <p style="text-align: right;">Cleaning supplies = 7kg</p> <p style="text-align: right;">Broom = 2kg</p> <p style="text-align: right;">2 x sheets = 5kg</p> <p style="text-align: right;">2 x pillows = 2kg</p> <p style="text-align: right;">2 x blankets = 6kg</p> <p style="text-align: right;">2x bicycles = 30kg</p> <p style="text-align: right;">Outdoor seating = 15kg</p> <p style="text-align: right;">Outdoor table = 10kg</p> <p style="text-align: right;"><b>= 191kg</b></p> <p style="text-align: center;"><b>Holiday pack</b></p>



What can you pack ?	
	Total = 458kg (58kg overweight)

## Sensible loading



Make sure that the heaviest items are packed low and centred over the caravan's wheel axles and the lightest items are packed up high and distributed across the vehicle. This will help to reduce the occurrence of 'snaking' or 'swaying' of your caravan when driving

As a fundamental rule, caravan weight should be less than 85% of the tow car's weight. But even if you don't surpass this threshold, your caravan may feel overloaded if you didn't arrange your items properly. Signs of poor packing:

- Snaking or Swerving
- Tyre blowout
- Reduced brake control
- Fuel Economy

For further information contact your state road transport department and RV manufacturer.

Hopefully this information will help keep you safe ... and married!

\*\*\*\*\*

# Weight mistakes we all make – especially novices

Marketing is the villain when it comes to many RVs being overweight. Did I also mention the self-confessed experts on Facebook?

Tempted to all those ‘must have’ upgrades that are apparently essential and at bargain prices. No wonder we all fall foul and buy things we don’t actually need which so easily put our mobile home overweight – a bit like me when it comes to buying chocolate!

Where you locate heavy items is also paramount as it will have a big impact on the balance and handling of your towed van.

Example any weight you put on the back of your van will take around 50% of the weight of that object off the tow ball. Extra weight on the rear is responsible for more accidents from swaying than anything else.

**Here are 5 heavy items you think you need but probably don’t!**

## Generators

I’ve got one. It weighs around 25kg some go up to 35kg. With the rise in popularity for free camping and our reliance on all things electronic it makes sense that we ‘need’ a generator. But do we?

I could count on 1 hand how many times we’ve used ours in the past 5 years. Solar panels are so efficient and with 95% of our electrical requirements running off 12v there is little need for 240v power even when off grid for weeks at a time. Many National Parks don’t permit them.

They are heavy and cumbersome and if installed on the rear of your RV can be dangerous by causing your van to sway. Let's not forget the additional weight of a metal box to house it and the fuel in a separate container. Best place is to install on A frame like this one...



Ask yourself question - are they worth the hassle?

## Storage Boxes

Some manufacturers offer storage boxes as an upgrade others are included. They are usually big, made of metal and installed at the front but many DIY versions are seen on the rear (dangerous).



Zone RV include their boxes in the Tare weight of their vans, not all manufacturers do.

Like at home an empty cupboard is impossible to ignore, it should be filled at all costs with little thought given to the weight of the items going in it. If it wasn't there would you take all those extras with you or be forced to reconsider if those items were necessary for your trip?

Unless it has been included in the Tare weight by the manufacturer then I would recommend you don't add a box front or rear

## Bike Racks

Come in all shapes and sizes and weight. Some being 20kg! Add to this the weight of the bikes - up to 5 if a family then you have a challenge where to install it.

Don't forget ball weight also has a limit so adding it to the A frame (best place in theory) could cause sway at low speeds. On the rear requires mounting bolts (the next owner may not want holes in their van or a bike rack). Like a rear mounted generator sway at high speeds is the result. Adding to your car is an option but difficult to get to if on the roof.



Realistically. How often will you use them?

## Batteries

What many owners don't realise is just how much weight there is in a regular lead-acid battery. 100 - 120ah capacity will weigh between 30 and 40kg. Two batteries are the norm these days and they are likely to be



located under the caravan, in external boxes attached to the chassis, usually just in front of the axles. Some are found in the boot or inside under the bed.

Avoid this - having battery boxes located behind the axles

If you're upgrading the existing batteries, especially in an older van, consider where you place them and its effect on the balance of your van.

Lithium batteries, although expensive, are much lighter and offer more usable power than the equivalent AGM batteries so worth considering. But remember to upgrade the electrics as well.

## Fuel & Water Jerry Cans

The holders for Jerry cans placed on the rear are upgrades that manufacturers offer but usually with very little thought to the effect they might have on the overall balance and weight distribution of your van.

Jerry Cans hold 20kg of water/fuel each. Best placed on A frame if possible and keep empty until close to your camping location, that way you lessen the driving distance with the extra weight as well able to lower your speed to avoid the effects of the imbalance they may cause.



Stay safe. Pack sensibly. Lose weight and have a great trip.

\*\*\*\*\*

# My favourite funny of the month

When you spend £32 million on  
your grandsons wedding



and his wife starts bitching  
about you to Oprah

\*\*\*\*\*



# Buyer Beware

## Caravan Scams on the increase

Since the Corona Virus forced Caravan Yards to close for public viewing buyers are looking online for new and used vans. Alas the scammers are also noting this increase especially those in Victoria.

There have been 17 reports of caravan scams since October, compared to only two reports in 2019, according to Consumer Affairs Victoria.



Scammers prey on those looking to buy a caravan in a hurry by advertising caravans online, then making excuses or taking advantage of lockdown limitations, to convince buyers to buy without seeing the caravan.

Buyers are persuaded to make a direct bank deposit whilst being promised they can come and collect the caravan. Or, it will be delivered. Unfortunately, once payment has been made the scammer stops communicating and the van is never received.

A Melbourne buyer fell for scam after seeing a caravan listed on eBay last October. She planned on taking it on the big lap. Alarm bells started ringing when its delivery was expected to be on a public holiday.

Numerous emails were sent but received no response from the mysterious seller.

Caravan Industry Victoria has learned of 17 reports of caravan scams since October 2020 compared to only 2 in the previous year. Some have been scammed into shonky products whilst others into purchasing a caravan that simply did not exist.

This is not being helped by the high demand for RV's and products, with wait times of up to 1 year for a new van. Sales have increased 243% over the past 12 months and this demand appears to be pushing consumers to find other alternatives to purchase a caravan usually at far greater cost, in more ways than one.

Concerned CEO of Caravan Industry Victoria, Rob Lucas said, "Like anything we want or need if the offer is too good to be true, it usually is, and if you are in doubt about your caravan or RV purchase, speak to your State Association to help understand more about the purchaser where possible".

Consumer Affairs Minister Melissa Horne urged consumers to make sure they see the product in person before parting with any money. "Being vigilant will save you a lot of time, money and disappointment in the long run."

"You wouldn't just buy a car or home without doing checks, treat your new caravan the same way and that includes dealing with a manufacturer online or over the phone, they may not be who you think they are!"



Consumers can search who is a member of Caravan Industry Victoria or find an RV Service Safe Member via [www.gomakesomememories.com.au](http://www.gomakesomememories.com.au).

If you have any questions you can email [enquiries@ciavic.com.au](mailto:enquiries@ciavic.com.au)

**Scary;** Victorians have lost a combined \$1.5 million-plus to online shopping scams in the past year.

Let's be clear this is not just a Victorian problem. There is a caravan body in all states who you should contact if in any doubt when looking for that dream caravan. Better still go to a reputable dealership for your next purchase.

\*\*\*\*\*

A priest, a rabbit, and a minister walk into a bar  
The bar tender says to the rabbit "what'll you have"  
The rabbit says "I'm not sure I'm only here because of auto correct"

\*\*\*\*\*

# Tassie Tips

## Lesser known info for visiting Tasmania



For those of you who have not yet ventured across the Bass Strait to explore Tasmania then you are missing out on one of Australia's best states for RV'ers.

As we prepare to leave our home of the past 15 months, I thought I should share a few of the gems we've learnt since being here in our caravan for such a long period. Hopefully they will help you when you make it to the Apple Isle.

### **What we discovered**

5 months (Nov- Apr) is our recommended period to do Tasmania justice and to maximise your ferry ticket investment. There is so much to see and experience you really cannot see it all in anything less than 4 months.

With so many freedom camps a long stay is not going to break the bank. No 300-500km trips as you would do on the mainland, here a 50km day is a long one! And it changes so much in such short distances.

### **Spirit of Tasmania Ferry – Where to stay in Melbourne?**

Currently the ferry terminal is located on a pier in the Port of Melbourne (moving to Geelong in 2022, hurray!). This is not the best place to arrive

with a caravan or big motorhome. There is no free parking prior to boarding, only on-street meters for cars!

Ferries have a bad habit of arriving and departing close to peak hour traffic in Melbourne.

**Nearest free camp:** The closest free overnight camp is near the petrol station at Little River on the highway between Melbourne and Geelong. We have stayed there overnight prior or after disembarking from the Spirit of Tasmania as it is less than 1 hour's drive and on the way to the [Great Ocean Road](#).

It is listed on the WikiCamps App and Camps10, it's basically a truck parking lot, no showers but you can use the toilets at the petrol station. It is right on the highway so can be noisy all night but OK as an overnight stop.

**Caravan Park** – [Werribee South Caravan Park](#)

We like this place. Very clean, friendly, inexpensive and opposite the seafront with walks. A great location for easily getting into the city and ferry terminal. An easy 30-minute drive along the freeway with the exit taking you straight to the terminal v.v. For day trips take the train into the city.

**Devonport – Freedom camps / Caravan Parks**



Girdlestone Park, Devonport

A lot easier this end of your journey. There are two freedom camps in Devonport both close the terminal with very nominal fees.

Permits are required for limited camping for “fully self-contained” motor homes and caravans at

- Girdlestone Park, East Devonport permits parking around the oval, very easy to get to just 5 minutes from the ferry. Our preferred option.
- Horsehead Creek Riverside Park provides facilities for recreational vehicles and caravans. A boat ramp provides access to the Mersey River, includes an RV dump point. Most popular.

Permits can be obtained from the EasyPark app (free download from your preferred app store).

Alternatively, they can be obtained through the Devonport Visitor Information Centre on Rooke Street open on weekdays between 9am – 5pm, Saturdays 9am – 2pm.

We tend to just park up then wander into town and pay at the visitors centre.

**Tip:** If staying at Girdlestone Creek walk into East Devonport and catch the ‘Mini Me’ Spirit of Devonport ferry across the river into the city.




Source: Mersey Link

## National Park Pass and Fishing Licence

A valid National Park Pass is required for entry to all of Tasmania's national parks. It's the best value, it will pay for itself in the first visit and let's face it the NP are one of the main attractions of Tassie. All proceeds go directly to the upkeep of parks and recreational areas.

**Tip:** Save time. Buy yours onboard the Spirit of Tasmania ferry before you arrive.

Same goes for an **Inland fishing licence**, also obtained onboard. Marine



fishing is OK without a licence but where else in the world can you go trout fishing for very little investment and stand more than a good chance of catching big ones like these (3lb'ers caught last week on lures and fly)?

Tas Fisheries are constantly re-stocking all the rivers and lakes and they encourage you to keep your catch, subject to size & bag limits of course.

Both parks and fisheries offer senior discounts.

## FREE READS?

Tas Libraries invites you to apply in person for a three-month membership while you are in their great state.



Your visitor membership entitles you to access all their great services including:

- Borrow books, magazines, music and movies
- Book a computer for research, emailing or keeping up to date with current events
- Print and photocopy (for a small fee)
- **The ability to borrow from one site and return to another, so you can keep reading while you are on the move**

This is a unique service that we just love. Take out a book or video and return to any library at your next stop. Membership can be extended if staying longer than 3 months.

## LESSER KNOWN PLACES TO VISIT

### **Jacobs Ladder – Ben Lomond NP**

1 hour's drive (47km) from Launceston. Nearest Free Camp Evandale (a gem). For some unbeknown reason this is rarely mentioned as a place to visit on the tourist route. We loved it.


The Jacobs Ladder road **to the top of Ben Lomond** is said to be **one** of the scariest drives in Australia.



Once on top of the mountain you have a choice of wilderness walks from the ski village. Apart from Jacobs Ladder the drive into the National Park is quite beautiful with a very high chance of encountering local wildlife.

The magnificent mountain of Ben Lomond with its imposing and precipitous cliffs is visible over much of the northern midlands of Tasmania. The plateau is roughly 14 kilometres in length, 6 kilometres wide and is in excess of 1300 metres in height. A summit on the plateau named Legges Tor is the second highest point in Tasmania (1572 metres).

## **Walls of Jerusalem National Park**



Most visitors head to Cradle Mountain mainly due to its easy access and facilities but not that far away is a far more scenic mountain range in our opinion. The walls of Jerusalem are truly spectacular but only accessible on foot, which is what makes it special.

Hikers paradise, but you need to be self-sufficient. The hike to the nearest campsite takes around 3 hours, an hour further are the Walls, where you will spend several more hours climbing the peaks, lookouts, and valleys. (See full report in 'Call of the Wild' article)

## **Port Sorell (North Coast)**





This is a hidden gem that not many visitors realise is there. The well-priced council caravan park is perfectly located on the beach/estuary with walking/cycle track running many kilometres along the entire seafront. The ideal location for fishing and kayaking. Across the water is the Narawntapu National park well worth a visit (you can camp there if preferred).

**Fairy Penguins** – take your torch and camera and head out at dusk to the rocky point at estuary entrance nature reserve and watch these amazing little fellas hop out of the water and walk up the rocks and beach.

Easy to get to on bike or park up at Hawley Beach and walk the 1 km to the viewing spot. All natural, no man-made viewing structures which makes it all the more special.

<https://www.portsorellcaravanpark.com.au/attractions.html>

\*\*\*\*\*

## Tyre wobble! I wonder why?



\*\*\*\*\*

## Keep your water tasting good?

I get numerous RV owners complaining about the taste and odour of the water in their tanks? What can we do about it?

Firstly, RV manufacturers install high-quality tanks suitable for holding drinking water so it's not the tank at fault but what owners put in it!

In your travels you will find access to freshwater across our continent varies considerably. Many townships use bore water which can taste unusual and sometimes smell due to the excess minerals.

Floods and droughts also have an effect on the quality of available water. All this means the high-quality water you are used to at home may not be available for your entire trip.

Most RVs will have at least one 90 litre water tank allowing us to carry some decent drinking water which is welcomed when you are freedom camping in poor water quality areas.

**Here are 9 tips** to ensure you have good clean water in your tanks where to get it and how to transport.

### **Change the water in your tanks regularly.**

Leaving water in your tanks for long periods results in the possibility that bacteria and algae will develop fouling the water. Either use the water regularly or empty the tank periodically. Don't forget to run water through all the taps regularly to remove any stagnant water sitting in the pipes.

Change the water filter on your drinking water tap at least every 12 months shorter if using daily for long periods. We do ours every 9 - 12 months and we live full time in the van.

### Hoses are important

Use only food-grade hoses (usually blue in colour and labelled 'food grade'). Don't use a common garden hose to fill your tanks, this type of plastic imparts an unpleasant taste and odour to the water as it passes through it.

### Filter water going into your tanks

If you're making the effort of filling your water tanks, you may as well ensure the water going in is as clean as possible. There are numerous types of water filters on the market that are suitable for RV use.



Many owners use the large twin filter units to great effect. They incorporate a sediment filter to remove dirt and other particles and an activated charcoal filter to remove any organic compounds and chlorine taste from the water. A simple inline filter will do the job. This is only necessary if the water is iffy.

For drinking water, we installed a household filter under the sink with its own faucet. Been the best thing we have put in our van. If having a new RV built, I recommend installing a filter at manufacture time.

## Keep your tanks clean

No matter how careful you are with the quality of water you put into your tanks, it is possible for the tanks to develop an unpleasant taste.

There are many products available to clean water tanks, however, a popular alternative is to pour lime or raspberry flavoured cordial into the tanks then take the RV for a drive vehicle.

This stirs the liquid inside the tanks. Next, fill the tanks with clean water, road stir then drain. Refill with clean water and drain again. Do this as often as is necessary to remove any trace of the cordial taste in the water. Or, invite the neighbours kids over for a cool drink!

We did this and it works (the kids loved it!)

## Where to fill your water tanks

At the moment, Australia is experiencing a wetter than usual summer thanks to the effects of a current La Nina event. Despite this, many areas of the country remain in a drought so don't assume it's ok to fill your water tanks from anywhere you find a tap. Many towns are literally running out of water or are under severe water restrictions. Before you fill up it pays to ask first.

And **never, never wash your van** in places with limited water – I've seen it so many times and it infuriates me. Gives RV'ers a bad name and its being extremely selfish for the sake of a clean looking van! The offenders are usually city dwellers who are so used to water being on tap they never think before acting. Don't be one of them!

## Caravan Park fill ups

Please be aware. The further away from a major town you go the harder it is for caravan parks to supply all us with wet facilities. Some are not even connected to town water and rely on their own water either from bores or other natural water sources. Some have to purify their water by via expensive reverse osmoses filtration systems.

These parks usually have a mix of potable and non-potable sources of water distributed throughout the park. Always check before filling up your water tanks at a caravan park.

## Rainwater

Rainwater, the best tasting and so soft to wash in. If it does rain and you are in places with limited supply, it can be a good idea to set your RV up to capture rainwater and use it to fill your tanks.

An old plastic bucket/container with reticulation connections in the base that enables you to click a hose to is all you need (even an old canvas shower).

Extend your awning and ensure one end is sitting lower than the other so the water flows down to one corner.



Hang the bucket at the lower corner to capture the water as it falls off the awning. Connect a hose to the fittings and run it into your water tank filler. Commercial versions with clips to make a gutter are available.

**Tip:** Wait 5 minutes once it starts raining before collecting – that way you avoid all the dust and road grime entering your tanks.

## Water stations

We've noticed there are an increasing number of water filling stations popping up across the country specifically to service caravanners travelling through their towns. If you must travel with your water tanks full, look out for these filling stations and use them. Some have a nominal charge which is fair enough.



Water filling station at Cooper Pedy. NT

### Transporting water

If you stay at one remote location or freedom camp for more than a week, it may be necessary to obtain water elsewhere and transport back to your camp. Moving the RV can be a pain and Jerry cans are limited and hard to store more than one. A better solution is to carry a collapsible water bladder. Manufactured in a range of sizes, they are lightweight and store away very easily.



Some are designed to fit in the footwell of your rear seats. I just lay ours out in the back of the ute canopy or on the back seat which means I can

use gravity to empty into my RV water tanks rather than setting up a pump.

**There you have it**, your freshwater problems solved. Who'd have thought cordial would be the saviour?

**Don't take water for granted – its precious stuff**

\*\*\*\*\*

## Rig of the month

Now this is an impressive rig you might see on your travels. Say hi to Greg if you do as they are fellow readers



Hi Chad,

Love your work, really enjoy reading from start to finish. We are planning on hitting the road in Feb 2021 for full time life in our motor home (above), we have done a

couple of small trips and love it, and will do it as long as health allows, unfortunately should have done it 5 years ago!

Regards Greg

Please send in photos of your rig or one you've seen I will publish the best ones. [Chad@AussieLifeOnWheels.com](mailto:Chad@AussieLifeOnWheels.com)

\*\*\*\*\*

## A combined BBQ & Beer Cooler



This, surely is Aussie engineering at its very best?  
When you're finished barbequing, drunk all the beer and the ice has melted, just pull the handle and the fire goes out.

OMG ... is this a great country, or what?

\*\*\*\*\*



# Signs that caught my eye



It worked!

Have you seen any signs that caught your eye?

Share them; [Chad@AussieLifeOnWheels.com](mailto:Chad@AussieLifeOnWheels.com)

\*\*\*\*\*

## Tyres on the cheap?

I recently had dealings with Tyroola an online tyre supplier, which proved to be very beneficial. If you are in the market for new tyres, then before committing to buying check out their pricing (**click link or picture below**) it will save you heaps.

**Buy tyres online. Fit locally. Done.**

Enter your Rego, vehicle model or tyre size. We install them for you.

Find tyres



**Voted Australia's best tyre shop**



Don't panic...Even though online they arrange for them to be fitted locally so you are not getting tyres delivered by courier then scratching your head wondering what to do with them!

For Tyres at great prices [click this link](#) . All brands available

**Tip:** Keep an eye out for their Buy 4 Pay 3 deals

\*\*\*\*\*

# RV tip of the month



Clumpy Rice?



A squeeze of Lemon Juice in the cooking water prevents sticking



Perfect individual grains every time



At home or RV, it keeps the mossies away.

\*\*\*\*\*

## Coming soon...

### For subscribers of Aussie Life On Wheels – YouTube Videos!

During the forced Covid19 isolation I was able to get a lot of repairs and maintenance done on our caravan. As a consequence, I made videos of these and other tasks, along with tips and short cuts.

The idea being to make it easy for my readers to see how to do many jobs, big or small themselves. I've noticed that the thought of a repair or maintenance puts people off when in reality it is quite simple if you know what to look for.

Topics will include:

- Installing solar panels on roof of RVs and Cars
- Replacing window rubber seals

- Brake servicing and bearing replacement
- Wingman TV Antenna extension instal
- Servicing roof top TV antennas
- Diesel heater overhaul, de-sooting
- Mould removal – the easy way.

Once I've had these edited (I'm still learning about being a film star!) I will make them available to my subscribers. Ensure you are subscribed, or you'll miss out.

<http://www.aussielifeonwheels.com>

\*\*\*\*\*

## RV we there yet?

**Not quite. There is more after these requests.**

I'd love you to comment on this month's issue. Better still, if you have any jokes, stories, questions, ideas or suggestions that you'd like to see discussed in future editions, then please just drop me a line:


[Chad@AussieLifeonWheels.com](mailto:Chad@AussieLifeonWheels.com)

*NOTE: By submitting your email to me, you are agreeing that I may reproduce the contents of your email and my reply in my 'Readers Letters' section of future issues of this newsletter.*

\*\*\*\*\*

Until next month

Stay Safe on our roads, especially over the Easter break



*Chad*

\*\*\*\*\*

## More after these important words

### **The Legal Stuff**

This newsletter and content within it are the property of Jonathan Chadwick (Chad). You may not copy or sell any of the contents nor may you distribute in any format.

**If you would like to use any of this content** in your own newsletter, blog, website or Facebook page then please do not hesitate to email me at [Chad@AussieLifeOnWheels.com](mailto:Chad@AussieLifeOnWheels.com) to discuss. I will be happy to assist wherever I can.

While reasonable efforts have been made to ensure the accuracy of all information provided in this publication, the author does not assume any

responsibility for any errors, omissions, or contrary interpretations of this information.

This publication was never intended nor should be used solely as a source for advice on legal, accounting, medical, licenced trades (plumbing, gas, electrical) and other matters. Please refer to the appropriate people & authorities for professional guidance.

The author wants to make it very clear that the information contained herein may be **subject to numerous legal and copyright laws and regulations** from countless places and authorities. It is ultimately your responsibility to abide by them. **Seriously - don't break them. It's just not worth it!**

The author does not assume any responsibility or liability whatsoever for what you choose to do with any of the information given in this and future publications. Use your own judgement and seek further professional advise where necessary.

Any perceived slight of specific people or organizations, and any resemblance to characters living, dead or otherwise, real, or fictitious, is purely unintentional. Use this information at your own risk.

**Copyright © - 2021 Jonathan Chadwick - All rights reserved**

\*\*\*\*\*

## The last laugh

### How it works

So, my son was flunking out of college so I told him, "you will marry the girl I choose."

He said, "no."

I told him, "she is bill gates' daughter."

he said, "yes."

I called bill gates and said, "I want your daughter to marry my son."  
bill gates said, "no."

I told bill gates, "my son is the CEO of the world bank."  
bill gates said, "ok."

I called the president of the world bank and asked him to make my son the CEO.

he said, "no."

I told him, "my son is bill gates' son-in-law."  
he said, "ok."

And that's exactly how politics works.

And thus, began the practice of hiring morons to work in influential positions of government. This practice remains unbroken to this day.

**They say every  
piece of chocolate  
you eat shortens your  
life by two minutes.**

**I've done the maths.  
Seems I died in 1537.**





**DIET DAY 1 :**

**I HAVE REMOVED ALL  
THE BAD FOOD FROM  
THE HOUSE. IT WAS  
DELICIOUS.**

A senior lady headed to the bank to make a withdrawal.

She handed her bank card to a bank cashier and said,

"I would like to withdraw \$10."

The cashier told her, "For withdrawals less than \$100 please use the ATM."



The old lady wanted to know why?

The cashier returned her bank card and irritably told her, "These are the rules. Please leave if there is no other matter. There is a line of customers behind you."

The lady remained silent for a few seconds, then handed the card back to the cashier and said,

"Please help me withdraw all the money I have."

The cashier was astonished when she checked the account balance.

She nodded her head, leaned down and told her, "You have \$300,000 in your account and the bank doesn't have that much cash currently. Could you make an appointment and come back tomorrow?"

The lady then asked how much she could withdraw immediately.

The cashier told her any amount up to \$3,000.

"Well, please let me have \$3,000 now", the lady said.

The cashier then angrily went back to the vault retrieved stacks of \$20's and \$10's and spent the next ten minutes counting out \$3,000.

"Is there anything else I can do for you today?" the teller asked sternly.

The lady put \$10 in her purse and said

"Yes, I'd like to deposit \$2,990 into my account."

The moral of this tale ...

\*Don't be difficult with older folks, they spent a lifetime learning the skills\*

**From Rob (don't blame me for this one!)**

Two old mates were walking down the street when one asked the other how he got his black eye.

The other replied " well it was a funny thing, but it happened in church.

I went along last Sunday, and they sit in rows and stand up when they sing a hymn.

As we stood up to sing, I noticed the lady in front of me, that her dress was caught in the crack of her bum.

It looked very uncomfortable, so I leant forward and pulled it out for her. She didn't like that and gave me a black eye".

The following week the gentleman had another black eye. His mate again asked him how this came about.

" Well, I went to church again and happened to be sitting behind the same lady. As we stood up to sing, I noticed her dress was again caught in the crack of her bum.

This time her husband leant over and pulled it out.

However, I knew that she didn't want it pulled out , so pushed it back in for her"

### **Warning...**

This last joke below may be a bit risqué for some readers. Don't scroll any further as I don't want to offend. Others find it very funny. Your call...



As you can see, I need better jokes... please send me yours - ASAP

[Chad@AussieLifeOnWheels.com](mailto:Chad@AussieLifeOnWheels.com)

Be sure to check your inbox on the first Sunday of every month for your next copy of *'Aussie Life On Wheels'*.



Copyright © - 2021 Jonathan Chadwick - All rights reserved